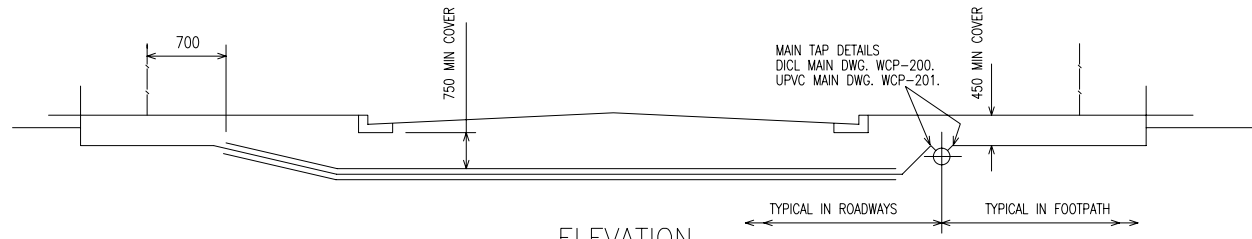
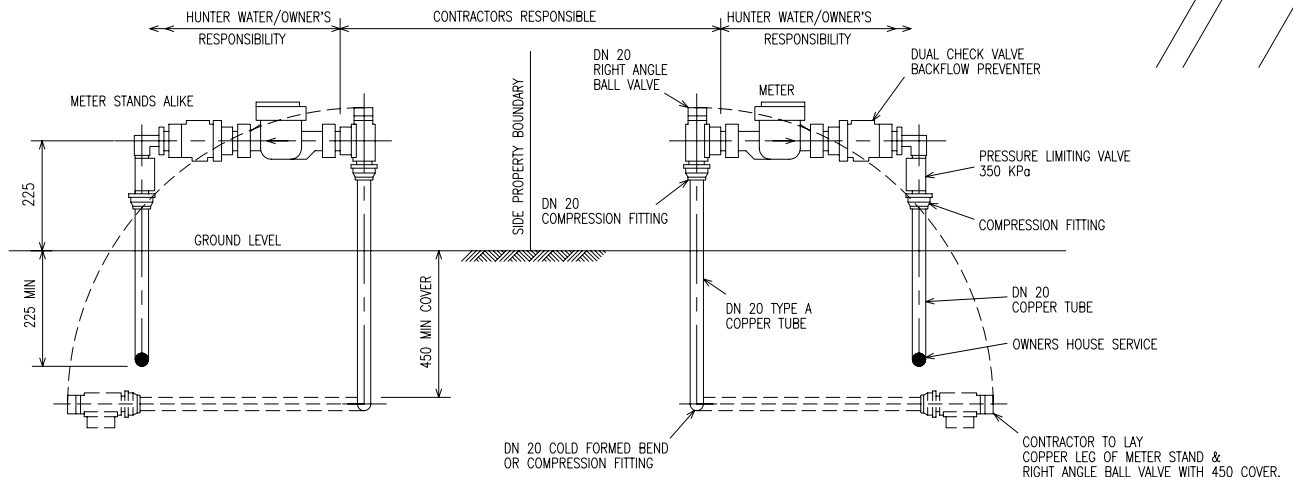
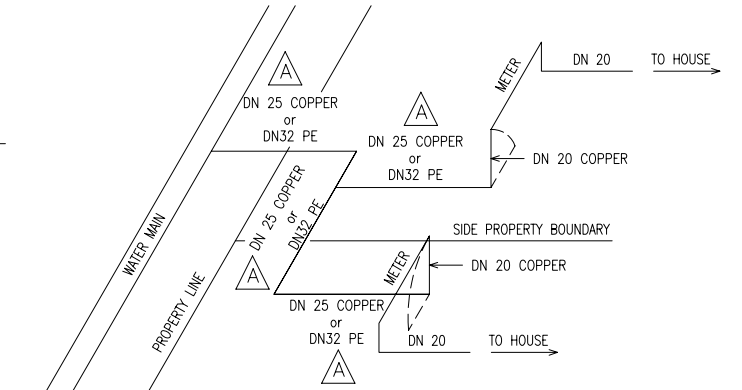


KERB MARKING



DUAL WATER SERVICE CONNECTIONS



NOTES:

- APPROVED MATERIAL FROM THE MAIN TAP TO THE COPPER STANDPIPE:
 - TYPE B COPPER PIPE TO AS1432. C/W COMPRESSION FITTINGS.
 - PE80 TYPE B PN16 POLYETHYLENE C/W COMPRESSION FITTINGS.
- PIPE SUPPORT AND TRENCH FILL SIMILAR TO TYPE B DWG. WCP-202.
- MARKING OF CONNECTIONS
IN ALL AREAS THE KERB MARKING SHALL BE USED TO LOCATE MAIN TAP & THE DN 90 UPVC CONDUIT UNDER ROADWAYS.
THE KERB MARKINGS SHALL BE THE LETTER 'W' & AN ARROW APPROXIMATELY 100mm HIGH x 10mm DEEP CUT INTO THE CONCRETE KERB.
- THE METER STAND MAY BE PARALLEL TO THE FRONT BOUNDARY (AS DRAWN) OR PARALLEL TO THE SIDE BOUNDARY.

REV. N°	A	WATER SERVICE SIZES FOR DUAL WATER SERVICE AMENDED. MATERIAL OPTIONS NOTED.	J.R.G.	01-07-02
		REVISION	APPROVED	DATE
		APPROVED <i>J.R. Gibson</i> MANAGER CEC CONSULTING ENGINEERS	APPROVED	MANAGER PLANNING AND DEVELOPMENT

HUNTER WATER CORPORATION
ABN 46 228 513 446



STANDARD CONSTRUCTION PRACTICE
WATER STANDARD

DUAL WATER SERVICE CONNECTIONS
FOR DN 100 TO 750 MAINS

CAD FILE NAME: WCP-400

HWCS
WCP-400
ISSUED: 1997 A3